


Make & Model	Belt Q.ty	Width (mm) x Length (mm)	Belt code Kramp	Part no. Kramp 25 mt. Roll	Part no. Kramp per meter	Fasteners p/n (MATO) w/pins	Fasteners p/n (MATO) wo/pins
CASE							
RS451	6	178 x 12.065	3 1	482210 52105030R25	482210100 (100 mt) 52105031M	411146056	411142406
RS551	8	178 x 12.065	3 1	482210 52105030R25	482210100 (100 mt) 52105031M	411146056	411142406
RS561, RS561A	8	178 x 13.894	3 1	482210 52105030R25	482210100 (100 mt) 52105031M	411146056	411142406
RB444, RBX441, RBX442, RBX443	6	178 x 6.921,5	3 1	482210 52105030R25	482210100 (100mt) 52105031M	411146056	411142406
RB454, RBX451, RBX452, RBX453	6	178 x 8.712	3 1	482210 52105030R25	482210100 (10 0 mt) 52105031M	411146056	411142406
RB455A Utility	5	178 x 8.712	3 1	482210 52105030R25	482210100 (100 mt) 52105031M	411146056	411142406
RB455	4	273 x 10.681	1	52105032R25	52105033M	411296910	-
RBX552, RBX553	8	178 x 8.712	3 1	482210 52105030R25	482210100 (100 mt) 52105031M	411146056	411142406
RB464, RBX461, RBX462, RBX463	6	178 x 10.681	3 1	482210 52105030R25	482210100 (100 mt) 52105031M	411146056	411142406
RB564, RBX561, RBX562, RBX563	8	178 x 10.681	3 1	482210 52105030R25	482210100 (100 mt) 52105031M	411146056	411142406
RB554	8	178 x 10.671	3 1	482210 52105030R25	482210100 (100 mt) 52105031M	411146056	411142406
RB465	4 or 6	273 x 10.681 178 x 10.681	1	52105032R25 52105030R25	52105033M 52105031M	411296910 411146056	-
RB565	8	178 x 10.681	1	52105030R25	52105031M	411146056	411142406
CLAAS							
Variant 180 RC/RF	5	220 x 12.670	2	52105010R25	52105011M	411142407	411295937
Variant 260 RC/RF	5	216 x 11.250	2	52105008R25	52105009M	411296055	411295937
Variant 280 RC/RF	5	216 x 12.670	2	52105008R25	52105009M	411296055	411295937
Variant 360 RC/RF, 365 RC/RF	4	275 x 11.250	2	52105018R25	52105019M	411142418	-
Variant 380 RC/RF, 385 RC/RF	4	275 x 12.670	2	52105018R25	52105019M	411142418	-
DEUTZ							
RB460	5	215 x 10.700	1	RBB215RR25	-	411146056	411296120
RB490	5	215 x 12.000	1	RBB215RR25	-	411146056	411296120
FENDT							
4160V F, 4160 V FD, 4160V R	5	220 x 11.000	2	52105010R25	52105011M	411142407	411295937
4180V F, 4180V FD, 4180V R	5	220 x 11.555	2	52105010R25	52105011M	411142407	411295937
5160V R, 5160 V SC14, 5160 V SC25	5	220 x 10.371	2	52105010R25	52105011M	411142407	411295937
5200V R, 5200V SC14, 5200 V SC25	5	220 x 12.321	2	52105010R25	52105011M	411142407	411295937
FERABOLI							
Sprinter 120, Extre- me 220	6	178 x 8.600	2	52105006R25	52105007M	411142400	411142401
Sprinter 165	6	178 x 10.510	2	52105006R25	52105007M	411142400	411142401
Sprinter 165, Extre- me 265	6	178 x 10.540	2	52105006R25	52105007M	411142400	411142401
Sprinter 180, Extre- me 280	6	178 x 11.670	2	52105006R25	52105007M	411142400	411142401


Make & Model	Belt Q.ty	Width (mm) x Length (mm)	Belt code Kramp	Part no. Kramp 25 mt. Roll	Part no. Kramp per meter	Fasteners p/n (MATO) w/pins	Fasteners p/n (MATO) wo/pins
FF122	2 + 4	245 x 11.125 100 x 11.125	2	52105014R25 52105000R25	52105015M 52105001M	411142418 411142409	-
FF123	4 + 6	245 x 12.250 160 x 12.250	2	52105014R25 52105004R25	52105015M 52105005M	411142418 411142409	-
FF44	4	245 x 8.900	2	52105014R25	52105015M	411142418	-
FF55	4	245 x 10.375	2	52105014R25	52105015M	411142418	-
FF66	4	245 x 12.050	2	52105014R25	52105015M	411142418	-
GALLIGNANI							
8600, Zenit	5 + 6	215 x 2.120 178 x 9.100	2	52105008R25 52105006R25	52105009M 52105007M	411296055 411142400	411295937 411142401
8800	5 + 6	215 x 2.120 178 x 10.000	2	52105008R25 52105006R25	52105009M 52105007M	411296055 411142400	411295937 411142401
GAV6	5	220 x 10.300	2	52105010R25	52105011M	411142407	411142408
GAV9	5	220 x 12.250	2	52105010R25	52105011M	411142407	411142408
2500L - 9300	43	120 x 1.655	-		KB3208525N		
	2	250 x 1.660			-		
	6	180 x 2.860			-		
HESSTON							
5500, 5510	9	100 x 11.481	3	482200	-	488940	411142406
5530	5	120 x 9.245	1	52105024R25	52105025M	488940	411142406
5540	6	135 x 11.940	3	482206	^_	488940	411142406
			1	52105026R25	52105027M		
5545	6	135 x 11.811	3	482206	^_	488940	411142406
			1	52105026R25	52105027M		
5546	4 + 2	178 x 13.894 178 x 14.084	4	52105034R25	52105035M	411146056	411142406
5556	4 + 4	178 x 13.894 178 x 14.084	4	52105034R25	52105035M	411146056	411142406
5580	8	135 x 11.938	3	482206	^_	488940	411142406
			1	52105026R25	52105027M		
5585	8	135 x 11.811	3	482206	^_	488940	411142406
			1	52105026R25	52105027M		
5820	6	178 x 6.9212	1	52105024R25	52105025M	411146056	411142406
5850	6	178 x 8.712	1	52105024R25	52105025M	411146056	411142406
JOHN DEERE							
385, 456, 456 Silage, 457, 457 Silage 458, 459, 540, 545, 570, 582, 852	2 + 4	178 x 11.710 178 x 11.849	4	52105034R25	52105035M	411146056	411142406
430, 435, 466, 467, 550, 590, 592, 862	2 + 4	178 x 13.335 178 x 13.475	4	52105034R25	52105035M	411146056	411142406
460, 466, 467, 468, 469, 469 Silage Spe- cial, 469 Premium	2 + 4	178 x 13.305 178 x 13.475	4	52105034R25	52105035M	411146056	411142406
530, 535, 566, 567	4 + 4	178 x 13.335 178 x 13.475	4	52105034R25	52105035M	411146056	411142406
556, 557, 558, 559, 559 Silage Special, 580	4 + 4	178 x 11.710 178 x 11.849	4	52105034R25	52105035M	411146056	411142406
560, 566, 567, 568, 569, 569 Silage Special, 569 Premium	4 + 4	178 x 13.305 178 x 13.475	4	52105034R25	52105035M	411146056	411142406
582 (w/Maxicut)	2 + 4	178 x 11.445 178 x 11.585	4	52105034R25	52105035M	411146056	411142406
592 (w/Maxicut), 864	2 + 4	178 x 13.070 178 x 13.210	4	52105034R25	52105035M	411146056	411142406

Make & Model	Belt Q.ty	Width (mm) x Length (mm)	Belt code Kramp	Part no. Kramp 25 mt. Roll	Part no. Kramp per meter	Fasteners p/n (MATO) w/pins	Fasteners p/n (MATO) wo/pins
854, 854 Silage Special	2 + 4	178 x 11.445 178 x 11.585	4	52105034R25	52105035M	411146056	411142406
KUBOTA							
BV4160 Economy, BC4160 Premium	5	220 x 11.000	2	52105010R25	52105011M	411142407	411142408
BV4180 Economy, BC4160 Premium	5	220 x 11.555	2	52105010R25	52105011M	411142407	411142408
BV5160	5	220 x 10.363	2	52105010R25	52105011M	411142407	411142408
BV5200	5	220 x 12.319	2	52105010R25	52105011M	411142407	411142408
BV4580	8	178 x 11.557	1	52105030R25	52105031M	411146056	411142408
KUHN							
VB2160, VBP2160, VB2255, VB2260, VB2265, VBP2265	5	215 x 10.643	2	52105008R25	52105009M	411296055	411295937
VB2190, VB2285, VB2290, VB2295	5	215 x 11.945	2	52105008R25	52105009M	411296055	411295937
LELY WELGER							
V160, RP402, RP405, RP415, RP420, RP435, RP445, RPC445	4	285 x 11.020	2	52105020R25	52105021M	411142418	-
RP502, RP505, RP520, RP535, RP545	4	285 x 13.020	2	52105020R25	52105021M	411142418	-
Mc HALE							
V640, V660	3	380 x 11.675	2	-	-	-	-
NEW HOLLAND							
630, 634, 638, BR730, BR7050	6	178 x 6.920	1	52105030R25	52105031M	411146056	411142406
640, 644, 648, 5850, 5950, BR740, BR740A, BR7060	6	178 x 8.712	1	52105030R25	52105031M	411146056	411142406
678, BR770, BR7080	8	178 x 8.712	1	52105030R25	52105031M	411146056	411142406
650, 654, 658, 5880, 5980, BR750, BR7070	6	178 x 8.712	1	52105030R25	52105031M	411146056	411142406
660, 664, 688, BR750, BR780, BR7090	8	178 x 10.681	1	52105030R25	52105031M	411146056	411142406
Roll-Belt 150	4	273 x 8.712	1	52105032R25	52105001M	411296910	-
Roll-Belt 180	4	273 x 10.681	1	52105032R25	52105001M	411296910	-
VICON							
RV157	6x front 6x rear	160 x 4.928 160 x 6.604	1	52105028R25	52105029M	488940	411142406
RV186, RV187	6x front 6x rear	160 x 5.370,6 160 x 7.780	1	52105028R25	52105029M	488940	411142406
RV1501	5	215 x 10.250	1	RBB215RR25	-	411146056	411296120
RV1601	5	215 x 10.700	1	RBB215RR25	-	411146056	411296120
RV1901	5	215 x 12.000	1	RBB215RR25	-	411146056	411296120
BV4160 Economy, BC4160 Premium	5	220 x 11.000	2	52105010R25	52105011M	411142407	411142408
BV4180 Economy, BC4160 Premium	5	220 x 11.555	2	52105010R25	52105011M	411142407	411142408
WOLAGRI							
Astra 160	6 or 5	178 x 10.780 220 x 10.780	2	52105006R25 52105010R25	52105009M 52105011M	411142400 411142407	411142401 411142408

Belt Type Kramp




1



2



3



4